



GLASS FROSTER NOMENCLATURE

I() - X - XX - X - M
(1) (2) (3) (4) (5)

POSITION (1)

GF GLASS FROSTER

POSITION (2)

S - SELF CONTAINED
R - REMOTE

POSITION (3)

1 - ONE SLIDING COVER
2 - TWO SLIDING COVERS

POSITION (4)

24 - 24" WIDE
36 - 36" WIDE
48 - 48" WIDE
72 - 72" WIDE

POSITION (5)

M-CUSTOM



GLASS / MUG FROSTER

MODULAR COMPONENTS

PROJECT _____

ITEM NO. _____



**EXCLUSIVE INTEGRATED
PULL HANDLE WITH
LIFETIME WARRANTY**



CONFORMS TO
ANSI/NSF STD 7

STANDARD FEATURES

- All Heli-arc welded construction
- All 16 gauge type 304, 18/8 stainless steel
- Attractive high polished bullnose edge to front
- Polyurethane 'shot-in-place' insulation throughout (including sliding lid)
- 1/2" x 3" brass drain
- High polished front bullnose and integrated pull handle match beautifully with adjacent work board
- Adjustable wire shelves for maximum interior space flexibility
- Interior light
- High efficiency, fully balance refrigeration system with oversized evaporator coil, expansion valve, adjustable automatic thermostat and automatic defrost cycle. Compressor slides out easily in-place servicing. Copper line drains condensation to evaporator pan

MODELS

Length	Depth	Internal Dimensions	Model
<input type="checkbox"/> 24"25"20" X 18" X 18"IGFS-1-24
<input type="checkbox"/> 36"25"32" X 18" X 18"IGFS-1-36
<input type="checkbox"/> 48"25"44" X 18" X 18"IGFS-2-48
<input type="checkbox"/> 72"25"68" X 18" X 18"IGFS-2-72


OPTIONS

- DL Door locks
- SSP Stainless steel side panels (each)
- AS All stainless steel
- SWS Stainless steel wire shelves
- CS Casters heavy duty
- M Modified / Custom
- R Remote

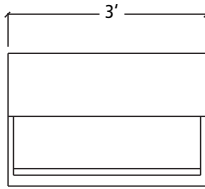


GLASS / MUG FROSTER

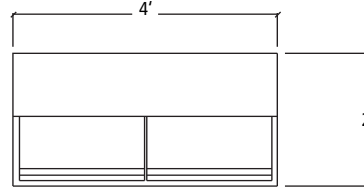
MODULAR COMPONENTS



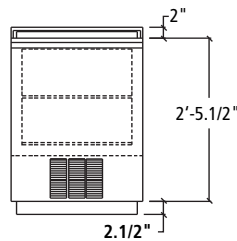
IGFS-1-24



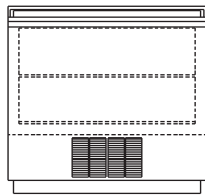
IGFS-1-36



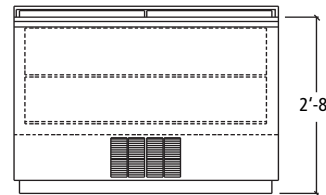
IGFS-1-48



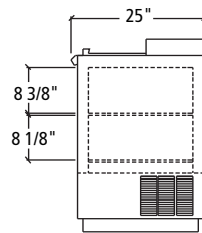
ELEVATION



ELEVATION



ELEVATION



END ELEVATION

GLASS / MUG FROSTERS 25" BODY DEPTH

SELF CONTAINED INTERNAL								
MODEL	DIMENSION 'A'	H.P	VOLTS	AMPS	PHASE	BTU'S	WEIGHT	CUBE
IBCS-1-24	20" X 18" X 18"	1/4 HP	115v	6.6	1ph	1000	175	18
IGFS-1-24	20" X 18" X 18"	1/4 HP	115v	6.6	1ph	1000	175	18
IGFS-1-36	32" X 18" X 18"	1/3 HP	115v	6.9	1ph	1300	250	26
IGFS-2-48	44" X 18" X 18"	1/3 HP	115v	6.9	1ph	1300	325	34
IGFS-2-72	68" X 18" X 18"	1/3 HP	115v	6.9	1ph	1300	440	46

For all stainless steel models, add "SS" to end of part number.

OTHER TECHNICAL NOTES:

Provided with 6ft. cord and plug. Can be modified for other voltages; contact factory
No drain required